

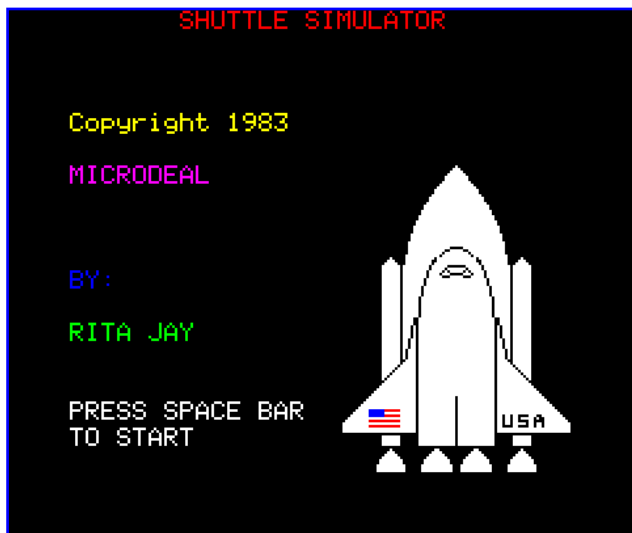
Encyclopédie des «triches» Oric (10e partie)

par André C.

Shuttle simulator

Rita Jay, Microdeal

[rien chez Jim, voir Ceo-Mag n°225 pages 18-20]

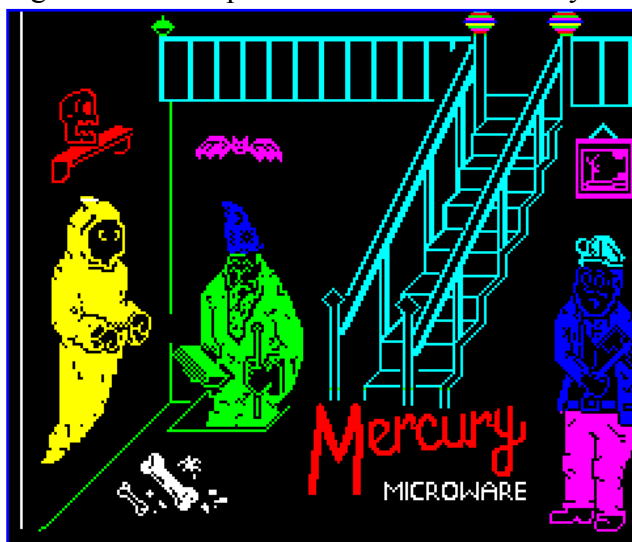


Spooky Mansion

Lothlorien, Mercury Microware

On screen 1 you do not need to shoot all the Bats to leave the screen. Shoot 7 of them, jump to the top of the stairs, jump right and Hugo will collect the hammer. You may then leave the screen normally. For infinite lives, follow this procedure:

1. Start to load the game as normal.
2. When the screen goes blank stop the tape and turn off the computer.
3. Turn the Oric back on and type: HIMEM 10000:HIRES:CLOAD"":CLOAD"":CLOAD""
4. Continue the tape; the loading screen will now be drawn as normal.
5. When loaded, play the game as normal, but lose all 3 lives once you have 1000 points.
6. When you are asked to enter your name on the high-score table press the CTRL and C keys to



break into the game.

7. Type GOTO880 you now have infinite lives. If you want to jump a particular screen then follow steps 1-4 as above (or to step 7 if you want infinite lives too) and then: a) Use CTRL and C to break into the game. b) Type POKE 1033,required screen-1. c) Type GOTO 880 [voir aussi Ceo-Mag n°217 pages 08-09]

Squeek II

JCB Techniques

[pas de recopie d'écran disponible] [rien chez Jim, voir Ceo-Mag n°224 pages 17-22]

Star probe

Daniel J. Morris, Chymesoft

[pas de recopie d'écran disponible] [rien chez Jim, voir Ceo-Mag n°228 page pas encore définie au jour de rédaction de cet article]

Star wind

FGC / HGC

[pas de recopie d'écran disponible] [rien chez Jim, voir Ceo-Mag n°225 pages 18-20]

Strip 21

J.L. le B.B., Micropuce

To undress the girl, add line 3801 T=>1», then type RUN or GOTO 6000 [voir aussi Ceo-Mag n°44 page 14 & n°226 pages 18-19]



Styx

G. Depriester, No Man's Land

[recopie d'écran page suivante] For infinite lives, load the program, inhibit its auto-run and enter: DOKE#5BDF,#EAEA:DOKE#5BF0,#31A9:DOKE#3032,#EAEA:DOKE#4D62,#EAEA [voir aussi Ceo-Mag n°29 p 8; n°44 p 14; n°217 p 8-9]



Substrike

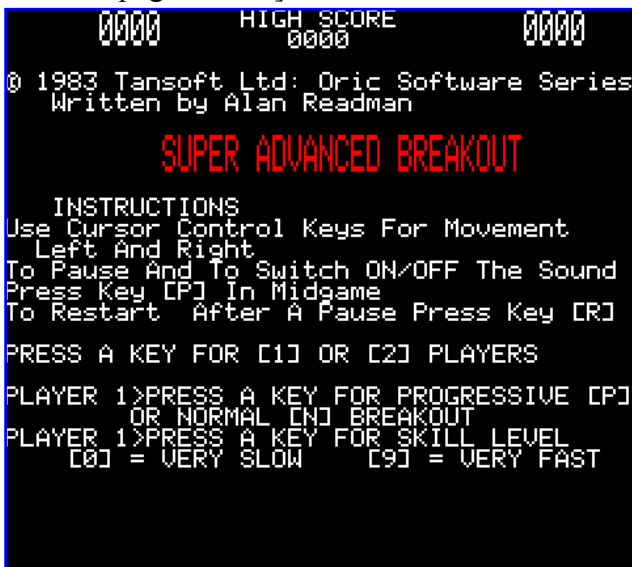
Tansoft

[pas de recopie d'écran disponible] See Multigames 2. [pas d'article dans le Ceo-Mag]

Super Advanced Breakout

Alan Readman, Tansoft

[rien chez Jim, voir Ceo-Mag n°114 pages 08-09 et n°211 pages 07-08]



Super Fruit

Alan Readman, IJK

Press the ESC key to reset the 'Amount Inserted', 'Amount Paid' and 'Difference' counters to zero. The reel sequence is as follows:

REEL 1	REEL 2	REEL 3
POUND	ORIC	CHERRY
PLUM	LEMON	SEVEN
ORANGE	APPLE	ORANGE
BELL	ORANGE	APPLE
ORANGE	GRAPE	GRAPE
CHERRY	POUND	BELL
LEMON	PLUM	CHERRY
GRAPE	APPLE	LEMON
SEVEN	LEMON	CHERRY
ORANGE	PLUM	SEVEN

Ceo-Mag n°235



CHERRY	SEVEN	ORANGE
APPLE	BELL	APPLE
GRAPE	APPLE	CHERRY
LEMON	LEMON	APPLE
POUND	PLUM	GRAPE
ORIC	ORIC	ORIC
ORANGE	PLUM	BELL
LEMON	CHERRY	APPLE
CHERRY	POUND	PLUM
LEMON	APPLE	POUND

[pas d'article dans le Ceo-Mag]

Super Jeep

C. Perconti, Loriciels

[rien chez Jim, voir Ceo-Mag n°44 page 14; n°175 page 30; n°212 pages 11-12]



Super Meteors [recopie d'écran page suivante]

Gordon Russell, Softek Software

[rien chez Jim, voir Ceo-Mag n°225 pages 18-20]

Talisman

Rémi Valantin, Infogrames

[pas de recopie d'écran disponible] [rien chez Jim, voir Ceo-Mag n°227 page pas encore définie au moment de la rédaction de cet article]



Teknis

Olivier Sigaud, Gasoline Software

[rien chez Jim, voir Ceo-Mag n°200 pages 07-08]



Ten Little Indians

Brian Howarth, Channel 8 Software

Ceo-Mag n°235

[pas de recopie d'écran disponible] [rien chez Jim, voir Ceo-Mag n°225 pages 18-20]

Terminus, tout le monde descend

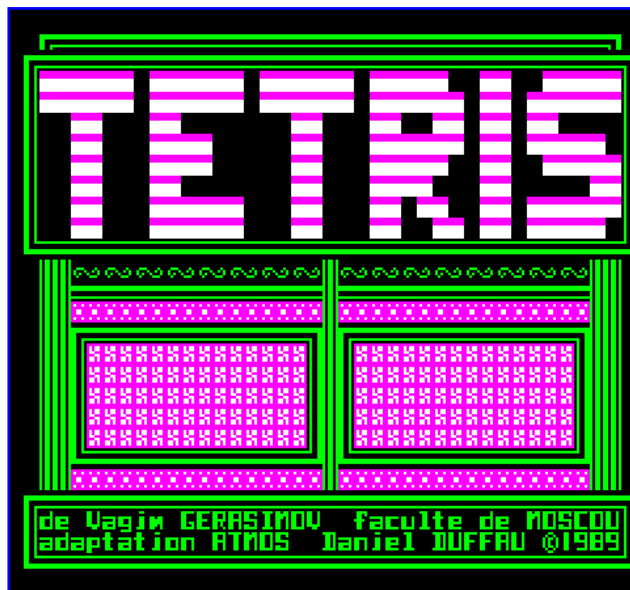
Robert Piechaud, ERE Informatique

At the station PREND EPINGLE, then M or MONTER to climb the stairs. You then go forward with ADVANCE. When you get to the locked door, insert pin with INSERER EPINGLE and enter AVANCE. [voir aussi Ceo-Mag n°56 page 09; n°203 pages 12-15; n°; n°203 pages 16-18; n°209 pages 25-27]

Tetris

Daniel Duffau, Club Europe Oric

[rien chez Jim, voir Ceo-Mag n°15 page 14]



The Adventure Time Switch

Lars Lundgren

[rien chez Jim, voir Ceo-Mag n°195 pages 27-29]



The Count

Adventure International

[pas de recopie d'écran disponible] The complete solution: OPEN COFFIN, EXAMINE COFFIN,

W, GO FIREPLACE, GET IDOL, DUST IDOL, OPEN FLUE, S, E, S, W, S, E, GET SHIELD, GET SWORD, W, N, E, E, N, GET HEADS, DROP HEADS, DROPSWORD, E, E, GET CHEMICALS, MIX CHEMICALS, DRINK CHEMICALS, W, W, S, W, W, S, GO DOOR, EXAMINE GRAVE, GET CLOVER, GET SAW, E, N, GO CELL, GET LEAFLET, READ LEAFLET, DROP LEAFLET, SAW BARS, E, GET GLASS, E, MOVE KETTLE, GO HOLE, GET FOOT, U, W, N, GET RING, E, WAVE RING, DROP RING, GO CHUTE, GET PLAQUE, GO HOLE, SUMMON MEDIUM, EXAMINE BALL, W, W, GO FIREPLACE, DROP IDOL, GO FLUE, READ PLAQUE, DROP PLAQUE, D, GET IDOL, DROP GLASS, S, E, S, E, N, DIAL 38, DIAL 33, EXAMINE SAFE, GET HAMMER, S, W, N, W, GO FIREPLACE, GO FLUE, PULL NAILS, PULL BOARDS, SAW GRATING, PRESS BUTTON, PUSH SWEEP, D, D, S, E, READ PAPER, DROP PAPER, S, CLIMB STAIRS, SAY ZAP, LISTEN, D, E, N, E, E, DROP GRATING, DROP NAILS, DROP BOARDS, DROP HAMMER, GET BAG, W, DROP SHIELD, OPEN BAG, EXAMINE BAG, GET BOOK, GET STICK, W, S, W, N, E, GO CHUTE, WAVE BAG, GO CRACK, GET PAGE, READ PAGE, S, GO HOLE, EXAMINE BALL, GET KNIFE, W, DROP FOOT, ON MAN, N, GO WINDOW, GET DOLL, S, S, CIRCLE COFFIN, WAVE STICK, YELL CHANT! [pas d'article dans le Ceo-Mag]

The Golden Baton

Brian Howarth, Channel 8 Software

[pas de recopie d'écran disponible] To pass the crab, get the slugs and the salt. FEED SLUGS & they will shrivel up. Go to the crab and type FEED CRAB.

[voir aussi Ceo-Mag n°225 pages 18-20]

The Haunt

Robert Cook, Mirage Software & OUM

[pas de recopie d'écran disponible] Type CHEAT PAGE and you will be shown how to overcome the main problems.

[pas d'article dans le Ceo-Mag]

The Hellion

J. Cumming, G. Munroe & I. Marshall, Orpheus

For infinite lives, inhibit auto-run & enter: POKE#13FE,#EA:DOKE#13FF,#EAEA.

To start from any screen up to 95 use the following method.

1. Press [ESC].
2. Press [CTRL] and [DEL] together. ENTER CODE should now appear on the screen.



3. Press [B].
4. Press [I].
5. Press [G].
6. Press [SHIFT] and [/] together.
7. Press [DEL]
8. The DEMO screens should now be running. Press [C] as normal to start and you will be on level 95 (AN EVIL BREW).
9. If you substitute another key at step 7, the game will start at the level of the ASCII code of that letter e.g. A=65.

[voir aussi Ceo-Mag n°19 page 12; n°215 pages 09-10; n°226 pages 18-19]

The Hobbit

Melbourne House & Tansoft

To pass the trolls, wait till dawn by typing WAIT twice. To escape the 'Bulbous eyes' WAIT twice before continuing in your desired direction.

[voir aussi Ceo-Mag n°220 pages 35-41]

