

Encyclopédie des «triches» Oric (2e partie)

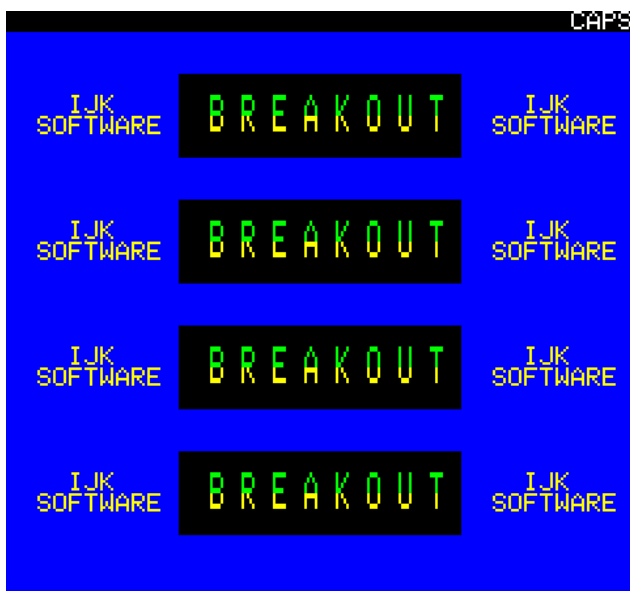
par André C.

Bozy Boa
CDS MicroSystems



For infinite lives, change line 550 to: 550 IFPE EK(48058)=42THENPOKE(48058),42:GOTO 1000 [voir aussi Ceo-Mag n°044 page 14]

Breakout
IJK



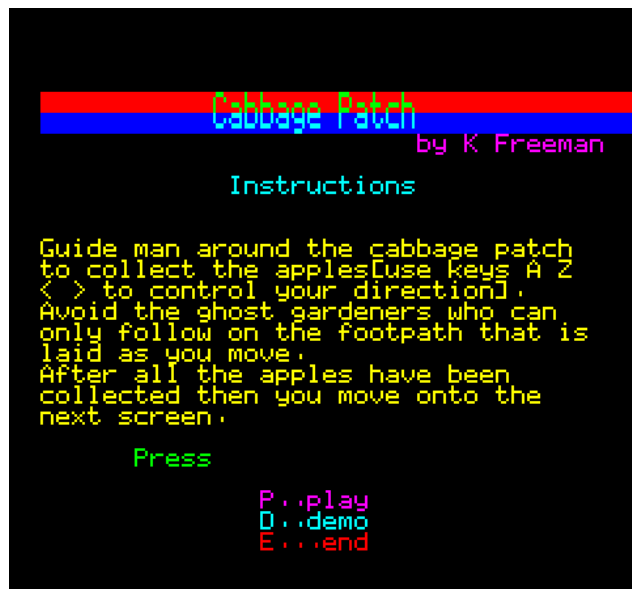
For infinite lives, load the program, inhibit its auto-run and enter: POKE#0DAC,#32: POKE#0DAD,#32 or try: POKE#132D,#EA: DOKE#132E,#EAEA [voir aussi Ceo-Mag n°175 page 30 et n°225 page 29]

Bricky
Matthew Vinyl, Break Point Software



[rien chez Jim, voir Ceo-Mag n°175 page 30]

Cabbage Patch
Kevin Freeman, Personal Computing Today



Load the program and inhibit its auto-run. Then try the following: POKE#2198,#30 to reset the high-score to zero. POKE#1D31,I (where I = no. of lives). [voir aussi Ceo-Mag n°44 page 14]

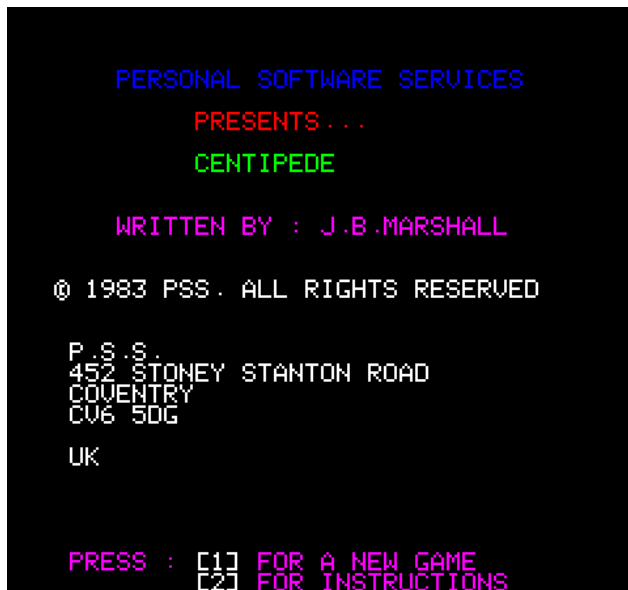
Captains Log
Chymesoft

Pas de recopie d'écran disponible. Map is in Oric

User Monthly Magazine Issue 56. [pas d'article dans le Ceo-Mag]

Centipede

John B.Marshall, Personal Software Service



Using the Downsway Joystick Interface, occasionally causes the game to slow down, making the game far easier. For infinite lives, load the program, inhibit it's auto-run and enter: POKE#12BA,255 [voir aussi Ceo-Mag n°29 page 08; n°44 page 14; n°55 page 12; n°175 page 30; n°189 pages 10-12 & n°225 page 29]

Cheops

André Gandon, Marco Polo



[rien chez Jim, voir Ceo-Mag n°208 pages 14-17]

Chopper

Dennis Salisbury, Severn Software

For infinite lives, load the program, inhibit its auto-run and enter: DOKE#280B,#EAEA:RUN

Ceo-Mag n°226

or DOKE#280B,#EAEA:POKE#280D,#EA [voir aussi Ceo-Mag n°19 page 12 et 189 pages 10-12]



Chuckford

Raymond Krug, FGC / HGC



The following will allow you to start at any screen and access one that's not normally in the game. 1. Move the tape past the title screen section. 2. Type POKE #B4,x where x is found according to the table below.

Screen	Value of X
1 to 9	1 to 9
0	10
10 to 19	16 to 25
1	26
20 to 29	32 to 41
2	42

After this, the cycle repeats, e.g. for screen 11 you must use POKE #B4,17. CLOAD «» and play the rest of the tape in. Alternately, CLOAD as normal and when the game has loaded, hold down ESC, CTRL, both SHIFT keys, DEL, RETURN, and

P. You will then see on the top right of the title screen an invitation to start on any screen. Use 2 digits e.g. for screen 4 type 04. [voir aussi Ceo-Mag n°44 page 14 & n°226 pages 18-19]

Circuit Oric
Paul Kaufman, Tansoft



[rien chez Jim, voir Ceo-Mag n°129 page 14]

Circus
Brian Howarth, Channel 8 Software

Pas de recopie d'écran disponible. [rien chez Jim, voir Ceo-Mag n°225 pages 18-20]

Citadelle
Pierre Faure, Loricels



[rien chez Jim, voir Ceo-Mag n°84 pages 03-04; n°113 pages 09-13; n°142 page 07]

Crowley's House
Oric Computing & Oric User Group

Ceo-Mag n°226

Pas de recopie d'écran disponible. Having trouble getting into the shed in the garden? The key to the problem lies in the cellar, with a little Christmas spirit you can sweep your troubles away! Stuck in the cellar? Push your problem out of the way, or have you read the Paper? If you are generally stuck, brush up on your Dennis Wheatley novels! [pas d'article dans le Ceo-Mag]

Creepy castle
Myles B.L. Dunlop, Your Computer



[rien chez Jim, voir Ceo-Mag n°190 pages 10-14]

Crypt Show
Guillaume Saviard, Norsoft



The complete solution: N, N, N, N, E, PREND BAGUE, O, S, S, S, O, N, N, E, N, PREND CROIX, S, O, O, N, N, ARAISSE MANETTE, I, N, N, E, N, N, E, N, OUVRE CERCUEIL, PREND CARTE, S, O, S, S, O, S, S, S, E, S, S, E, N, N, N, O, N, N, O, O, O, S, S, E, N, AP-

PUIE BOUTON, ENTRE TELEPORTEUR, O, PREND TRESOR, O, Y, U, W, T, press spacebar. [voir aussi Ceo-Mag n°55 page 12 et 224 pages 08-09]

Dallas
CCS Cases Computer Simulations



[rien chez Jim, voir Ceo-Mag n°225 pages 18-20]

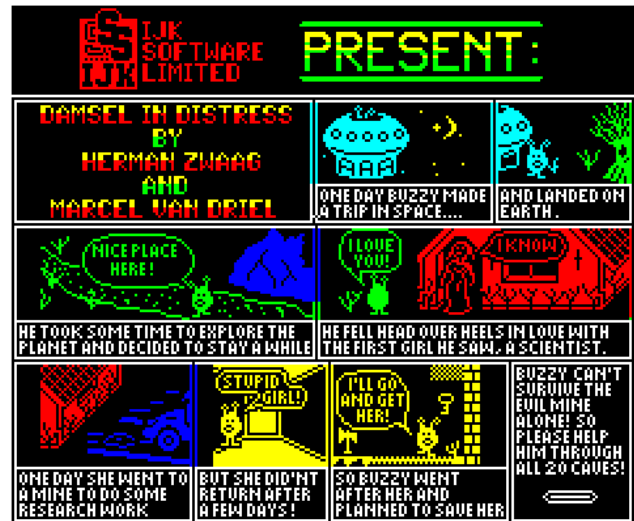
Dambuster
Pete, Barbara and Chris Beckett, IJK



The program is in BASIC. Simply wind past the loading screen. CLOAD it, LIST it and make any changes you wish. [voir aussi le Ceo-Mag n°225 pages 18-20]

Damsel in distress
Herman Zwaag & Marcel Van Driel, IJK

To choose a screen, press Q D 5 V 8 L ' together, and then 1-0 for screens 1-10 or Q-P for screens 11-20.



For infinite lives use the following program:

```

10 FOR I = 1 TO 9:READ A$
20 POKE #221+I,VAL('#'+A$):NEXT
30 DATA 48,A9,03,8D,07,AE
40 DATA 6B,4C,22,EE
50 DOKE #245,#221
60 CLOAD «» : REM LOAD DAMSEL NOW

```

[voir aussi Ceo-Mag n°190 pages 10-14]

Dangereusement vôtre, A View To A Kill
Domark & Oric International



In Part 1 get the codes and the fire hose. Go to the top floor and then to the lift entrance . Use the hose and then go to the room at the bottom right. Use the codes and walk out of the door which opens after the codes are used. To use the dynamite, drop it and use the lighter. [voir aussi Ceo-Mag n°56 page 09]